

Report on: Ms. Thomas' 3rd Grade Class
School: Maplewood Elementary School **Number of Students**
Working in Assignment: 12
Date Range: 9/26/21- 11/4/21
Date: 11/8/21

Student: Morales, Cathy

Unit #	Instruction	Date	Activities			Units		
			Score	Total Time	Score	Total Time		
1230	Rounding Using Number Lines Mini-Lesson	10/18/21		–	00:02:14			
1220	Properties of Addition and Subtraction Mini-Lesson	10/20/21		89%	00:26:53		65%	01:13
	Adding is Commutative	10/12/21		–	00:01:46			
	Adding is Associative	10/12/21		85%	00:09:07			
	- Attempt 1 (not in avg.)	10/18/21		60%	00:05:33			
	- Attempt 2 (in avg.)	10/14/21		92%	00:10:27			
	Quick Quiz	10/20/21					65%	01:13
1244	Adding 2- and 3-Digit Numbers Mini-Lesson	10/24/21		80%	00:13:37		53%	00:55
	Zapper - Add: 10's to 100	10/21/21		–	00:01:05			
	Quick Quiz	10/24/21		80%	00:12:32		53%	00:55
1324	Using 1-Digit Multipliers Mini-Lesson	11/4/21		81%	00:58:45		48%	00:32
	Mult 2 Dig x 1 Dig - No Rgrp	10/28/21		–	00:12:10			
	Multiply - 2 Digits x 1 Digit - Regrouping 10's/1's	10/31/21		85%	00:12:10			
	Quick Quiz	11/2/21		80%	00:07:13			
	R. Multiply - 2 Digits x 1 Digit - No Regrouping	11/2/21					48%	00:32
		11/3/21		78%	00:15:28			
Overall Assignment Score				83%	01:39:15		55%	00:02:40
			70%			70%		

Note: Unit Score = Unit test or the average of the activities (Skill Builders)

Purpose: Allows teachers to view how each student is doing within Classworks, both the unit activities' scores and the final unit test score.
Next Steps: Reassign units or add remediation units as needed.

Report on: Ms. Thomas' 3rd Grade Class





























School: Maplewood Elementary School

Number of Students Working in Assignment: 12 Date

Range: 9/26/21- 11/4/21

Date: 11/8/21

Summary

Student	Activity Score			Unit Score			Total
		Score	Total Time		Score	Total Time	
Adams, Brandon		76%	03:43:38		77%	01:58:17	05:41:55
Browning, Wendy		60%	03:08:11		64%	01:42:45	04:50:56
Diaz, Stacey		75%	02:25:01		80%	00:54:12	03:19:13
Dring, Bobbie		40%	04:16:04		55%	01:59:54	06:15:58
Gonzales, Thomas		80%	05:35:47		85%	02:01:58	07:37:45
Jackson, Angela		70%	03:36:51		75%	01:49:07	05:25:58
Morales, Cathy		83%	01:39:15		55%	00:02:40	01:39:15
Peters, Samantha		64%	01:41:52		60%	03:48:22	05:30:14
Reyes, Michael		82%	01:35:42		80%	04:01:35	05:37:17
Richardson, Douglas		75%	01:24:16		70%	03:00:14	04:24:30
Vasquez, Manuel		70%	05:17:50		72%	01:52:13	07:10:03
Williamson, Edward		90%	05:08:27		75%	01:17:33	06:26:00
Overall Assignment Score		72%	48:25:12		70%	18:49:52	67:15:04

70%

70%

Note: Unit Score = Unit test or the average of the activities (Skill Builders)

Purpose: Allows teachers to view how each student is doing within Classworks, both the unit activities' scores and the final unit test score.

Next Steps: Reassign units or add remediation units as needed.